



# 75 and L75 Series Threaded Indicator Lights for 3/8" diameter Mounting Hole



OIL TIGHT INDICATOR LIGHTS WITH THREADED HOUSING & HEX NUT.

UL Recognized. UL File E20358

## Overview

The 75 and L75 Series feature black nylon threaded housing with a dome lens and two 6" wire leads or 3/16" tab terminals. This series is offered with a wide variety of voltage, colors and bezel options. 75 and L75 Series are designed for a 3/8" mounting hole. A lock washer and hex nut are supplied.

## Specifications

**Housing:** black nylon.

**Lens:** polycarbonate.

**Bezel:** nickel-plated brass. A black anodized bezel is available.

**Incandescent AC or DC voltage options:** 6, 14 and 28 volts.

**Neon AC or DC voltage options:** 125 and 250 volts.

**Note:** high brightness green and blue neon lamps supplied in green and blue neon applications.

**LED DC voltage options:** 2, 6, 12, 24 or 125 volts.

**Note:** 125V LED indicators operate for both AC or DC applications.

36V and 48V available, not UL Recognized.

### Wire leads:

**6" leads:** #18 AWG, bare copper, PVC insulated, UL/CSA rated 105° C, 600 V, UL Style 1015, stripped 1/2". For LED units, wire leads are color-coded red and black; the red wire lead denotes the anode (+) while a black wire lead identifies the cathode (-). Custom wire lengths, stripping, termination and wire types are available. For Lamp Units (75 Series) wires are black.

### Terminals:

**3/16" Tabs:** brass, (0.187" length x 0.020" thick). For LED units, a tin plated terminal denotes the anode (+).

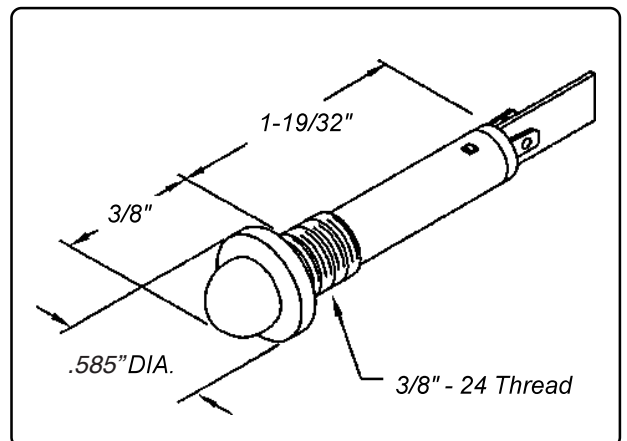
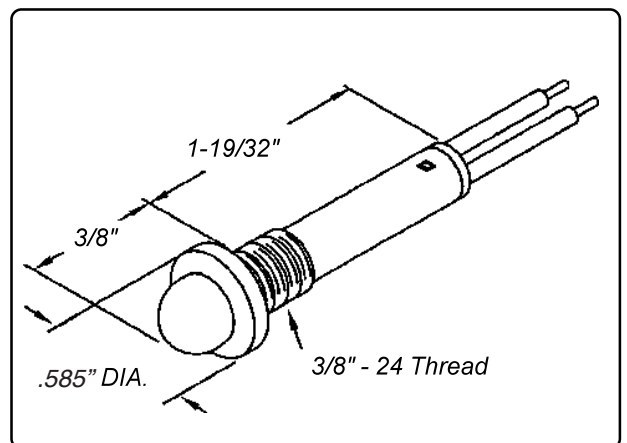
**Operating Temp:** -40°C to +85°C **Storage Temp:** -40°C to +85°C

Note: prolonged temperatures above 60°C decreases various strength attributes of the polycarbonate, and can cause premature yellowing of any plastics in the assembly.

**Max mounting torque:** 4.5 in-lbs(0.5N-M)

(it starts to spin with no traction)

3.5 in-lbs (0.4N-M) would be adequate

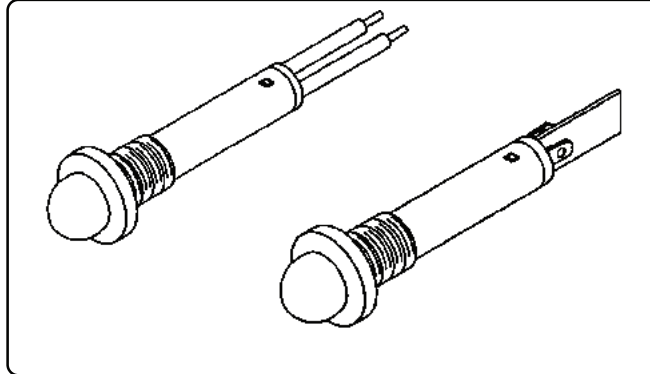


## Ordering Data

# Threaded Indicator Lights for 3/8" Dia. Mounting Hole

## 75 SERIES

6" Wire Leads or  
3/16" Tab Terminals  
Neon or  
Incandescent  
6 to 250 Design Volts



Black Housing  
Dome Lens  
Variety of  
Lens Colors  
Hex Nut  
Threaded Housing

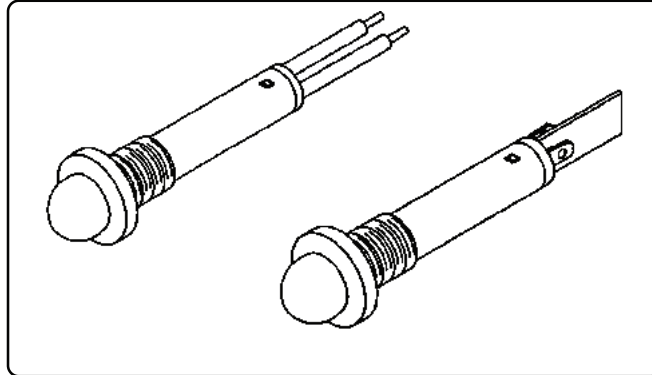
Part Number 6" Wire Leads	Part Number 3/16" Terminals	Lens Color	Lamp Type	Design Volts	Design Watts or Amps	Life (hrs)
75R-2211	75R-2211T	Red	Neon	125	1/3W	25,000
75HR-2211	75HR-2211T	Red	Neon	250	1/3W	25,000
75RG1-2211	75RG1-2211T	Red	Incandescent	6	.20A	5,000
75RG3-2211	75RG3-2211T	Red	Incandescent	14	.10A	10,000
75RG18-2211	75RG18-2211T	Red	Incandescent	28	.04A	7,000
75R-2212	75R-2212T	Green	Neon	125	1/3W	25,000
75HR-2212	75HR-2212T	Green	Neon	250	1/3W	25,000
75RG1-2212	75RG1-2212T	Green	Incandescent	6	.20A	5,000
75RG3-2212	75RG3-2212T	Green	Incandescent	14	.10A	10,000
75RG18-2212	75RG18-2212T	Green	Incandescent	28	.04A	7,000
75R-2213	75R-2213T	Amber	Neon	125	1/3W	25,000
75HR-2213	75HR-2213T	Amber	Neon	250	1/3W	25,000
75RG1-2213	75RG1-2213T	Amber	Incandescent	6	.20A	5,000
75RG3-2213	75RG3-2213T	Amber	Incandescent	14	.10A	10,000
75RG18-2213	75RG18-2213T	Amber	Incandescent	28	.04A	7,000
75R-2214	75R-2214T	Blue	Neon	125	1/3W	25,000
75HR-2214	75HR-2214T	Blue	Neon	250	1/3W	25,000
75RG1-2214	75RG1-2214T	Blue	Incandescent	6	.20A	5,000
75RG3-2214	75RG3-2214T	Blue	Incandescent	14	.10A	10,000
75RG18-2214	75RG18-2214T	Blue	Incandescent	28	.04A	7,000
75R-2215	75R-2215T	White	Neon	125	1/3W	25,000
75HR-2215	75HR-2215T	White	Neon	250	1/3W	25,000
75RG1-2215	75RG1-2215T	White	Incandescent	6	.20A	5,000
75RG3-2215	75RG3-2215T	White	Incandescent	14	.10A	10,000
75RG18-2215	75RG18-2215T	White	Incandescent	28	.04A	7,000
75R-2217	75R-2217T	Clear	Neon	125	1/3W	25,000
75HR-2217	75HR-2217T	Clear	Neon	250	1/3W	25,000
75RG1-2217	75RG1-2217T	Clear	Incandescent	6	.20A	5,000
75RG3-2217	75RG3-2217T	Clear	Incandescent	14	.10A	10,000
75RG18-2217	75RG18-2217T	Clear	Incandescent	28	.04A	7,000

## Ordering Data

# Threaded Indicator Lights for 3/8" Dia. Mounting Hole

## L75 SERIES

LED Indicator Lights  
6" Wire Leads or  
3/16" Tab Terminals  
2 to 125 Design Volts



Black Housing  
Dome Lens  
Variety of  
Lens Colors  
Hex Nut

Part Number 6" Wire Leads	Part Number 3/16" Tab Terminals	Lens Color	DC Design Volts * AC Design Volts
L75R-A2-2213	L75R-A2-2213T	Amber	2
L75R-A6-2213	L75R-A6-2213T	Amber	6
L75R-A12-2213	L75R-A12-2213T	Amber	12
L75R-A24-2213	L75R-A24-2213T	Amber	24
L75R-A125-2213	N/A	Amber	125 *
L75R-G2-2212	L75R-G2-2212T	Green	2
L75R-G6-2212	L75R-G6-2212T	Green	6
L75R-G12-2212	L75R-G12-2212T	Green	12
L75R-G24-2212	L75R-G24-2212T	Green	24
L75R-G125-2212	N/A	Green	125 *
L75R-R2-2211	L75R-R2-2211T	Red	2
L75R-R6-2211	L75R-R6-2211T	Red	6
L75R-R12-2211	L75R-R12-2211T	Red	12
L75R-R24-2211	L75R-R24-2211T	Red	24
L75R-R125-2211	N/A	Red	125 *
L75R-Y2-2216	L75R-Y2-2216T	Yellow	2
L75R-Y6-2216	L75R-Y6-2216T	Yellow	6
L75R-Y12-2216	L75R-Y12-2216T	Yellow	12
L75R-Y24-2216	L75R-Y24-2216T	Yellow	24
L75R-Y125-2216	N/A	Yellow	125 *

**Polarity Determination - Wire Leads:** Red wire lead denotes anode (+); black wire leads denotes cathode (-).  
**3/16" Tab Terminals:** Tinned terminal denotes anode (+); untinned terminal denotes cathode (-).