


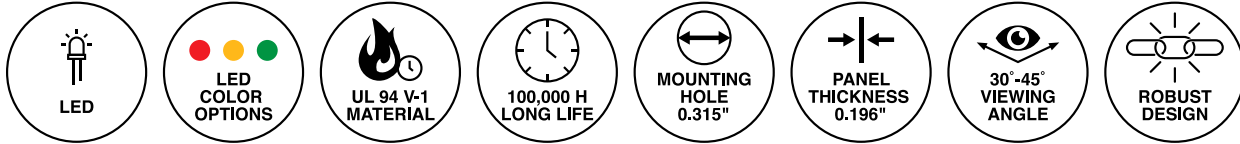
L65 Series

Ø0.315 (8.0mm) 5mm LED

Robust Panel Mount Indicator



L65 is available in a robust body and recessed LED position, supplied with lock washer and hex nut, in three different diffused LEDs colors



Applications

- Industrial
- People Movers
- Oil and Gas Industry
- Transportation
- Medical
- Manufacturing
- Food Service
- Maritime
- Automation and Control

Key Features

- Mounting Hole Size: 0.315" (8.0mm)
- Max. Panel Thickness: 0.196" (5.0mm)
- Max. Mounting Torque: 5.9 lbs-in (6.8kg-cm)
- Three colors available: red, green, yellow
- Low power consumption
- Body Material: brass, chromium plated
- Base Material: Phenolic (UL94 V-1)
- Diffused T-1 3/4 (5mm) LED
- Straight leads terminals
- Rated Voltage from 2 to 24 VDC
- Reflector designed to allow maximum light distribution with a 30° or 45° viewing angle
- Front panel mounting
- Life expectancy of 100,000 hours
- High brightness LEDs for daylight viewing
- Mounting hardware provided. Fixing nut and washer included
- Recessed LED position
- Low power consumption
- For customized options, please contact VCC
- Compliant with RoHS and REACH requirements

Ordering Data

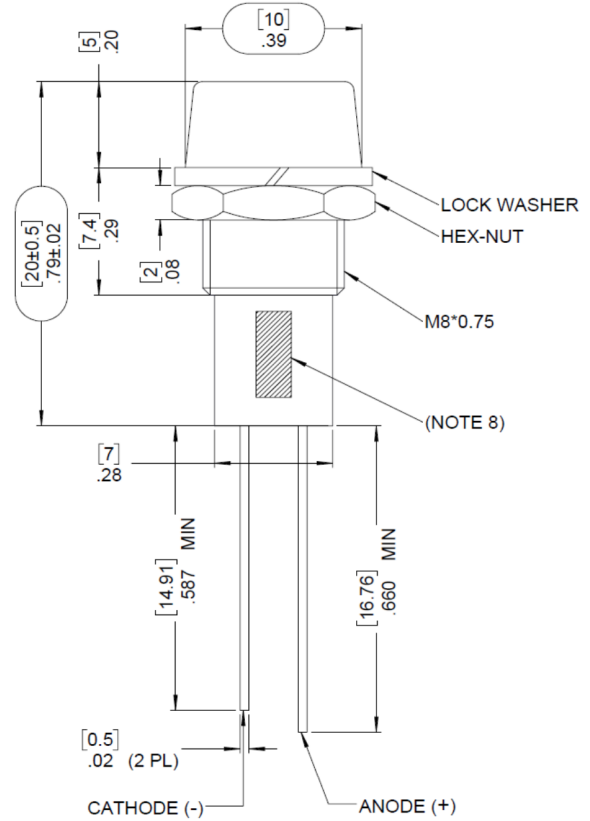
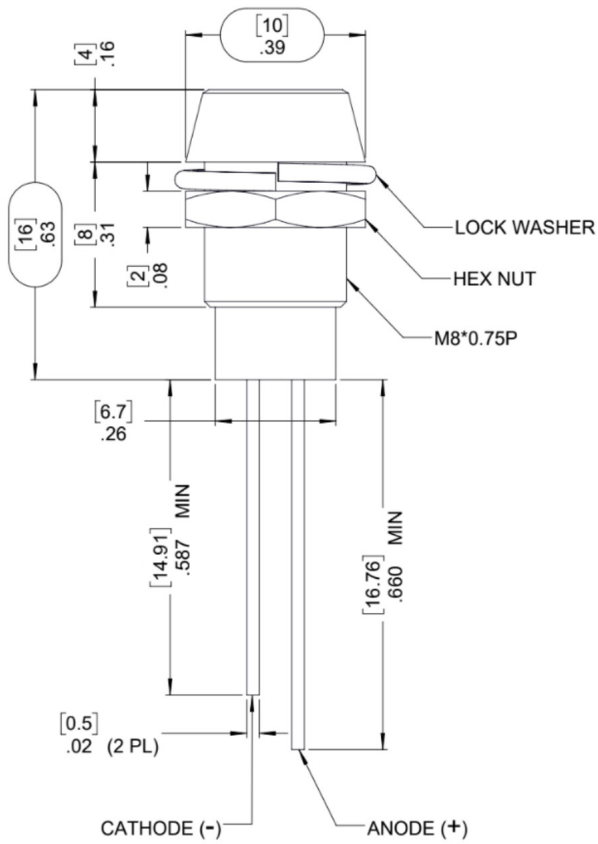
The L65 Series is available in a range of standard features and options.

To specify your Panel Mount Indicator, simply choose one option from each column.

| Series | LED Size | LED Lens Type | Color | Rated Voltage | Termination Style |
|--------|--------------|---------------|------------------------------------|---|-------------------|
| L | 65 | D | G | 2 | L |
| | 65 5mm LED | Diffused | G Green R Red Y Yellow | 2 2 VDC 12 12 VDC 24 24 VDC | Straight Leads |

Product Dimensions

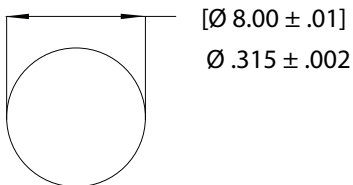
L65 Series



General tolerances unless otherwise specified

| | inches | mm |
|-----|--------|-------|
| .X | ±.020 | ±.508 |
| .XX | ±.010 | ±.254 |

Recommended Mounting Hole



Notes:

1. All dimensions are in [mm] inches

Product Specifications

| Materials | |
|-----------|------------------------|
| Body | Brass, Chromium Plated |
| Base | Phenolic UL 94 V-1 |
| Leads | Ag/Cu Plated Iron |

| Installation Specifications | |
|-----------------------------|---------------------------------|
| Mounting Hole | 0.315 (8.0 mm) |
| Mounting Torque | 5.9 lbf-in (6.8 kgf-cm) |
| Panel Thickness | 0.019" to 0.196 (0.5 to 5.0 mm) |

| Temperature Specifications | |
|----------------------------|-----------------------------------|
| Operating Temperature | -25°C to +85°C -13°F to +185°F |
| Storage Temperature | -25°C to +85°C -13°F to +185°F |

| Part Number | Rated Voltage (V) | V _F | | | V _R (V) | I _F (mA) | Viewing Angle | Color | Luminous Intensity typ. (mcd) | Wavelength (nm) |
|-------------|-------------------|----------------|------|------|--------------------|---------------------|---------------|--------|-------------------------------|-----------------|
| | | min. | typ. | max. | | | | | | |
| L65DG2L | 2 | 2.8 | 3.2 | 3.8 | 5 | 20 | 45 | Green | 1500 | 510-522 |
| L65DR2L | 2 | 1.7 | 1.9 | 2.4 | 5 | 20 | 45 | Red | 400 | 620-625 |
| L65DY2L | 2 | 1.7 | 2.1 | 2.6 | 5 | 20 | 30 | Yellow | 1500 | 585-595 |
| L65DG12L | 12 | 8.5 | 11.5 | - | 5 | 10 | 30 | Green | 20 | 565-575 |
| L65DR12L | 12 | 10 | 12 | - | 5 | 10 | 30 | Red | 30 | 617-627 |
| L65DY12L | 12 | 8.5 | 11.5 | - | 5 | 10 | 30 | Yellow | 15 | 582-592 |
| L65DG24L | 24 | 20 | 24 | - | 5 | 10 | 30 | Green | 8 | 565-575 |
| L65DR24L | 24 | 20 | 24 | 25 | 5 | 20 | 30 | Red | 10 | 595-705 |
| L65DY24L | 24 | 20 | 24 | 25 | 5 | 20 | 30 | Yellow | 20 | 580-590 |

Compliances and Approvals

