

# CMD95-21

## 1.9mm Sub-Minature Surface Mount LED

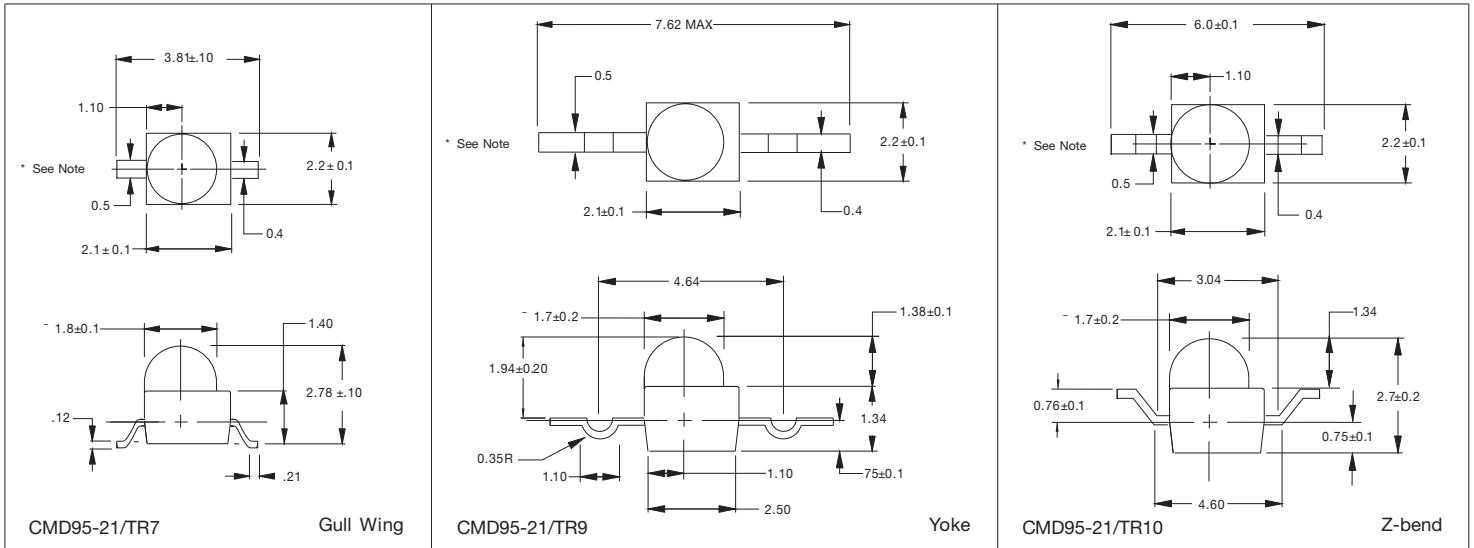


Available in multiple single color options and a 25 degree viewing angle. Gull wing, Yoke or Z-bend lead configurations with high intensity light output and a clear non-diffused lens.

### Key Features

- Tape and reel packaged for high-speed auto insertion
- Convection and vapor-phase reflow compatible
- Compact form enables high density placement
- Gull wing or Z-bend lead configuration
- Consistent high brightness
- 3000 pieces per reel
- Stringent process controls assure quality
- Extensive qualification testing to meet strictest requirements
- Designed to permit easy post-reflow solder joint inspection
- Compliant with RoHS

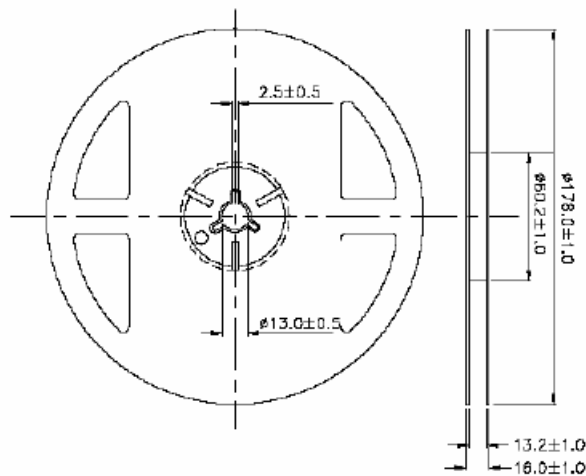
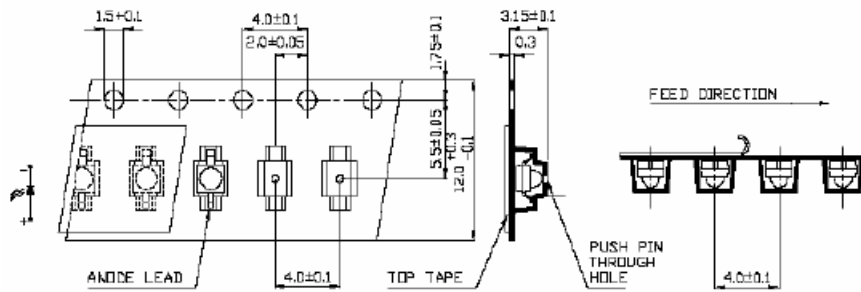
# Package Dimension



\* Cathode for VGC/VYC/VRC Anode for SRC

All dimensions in mm

## Tape and Reel



## Product Specifications

### Electrical / Optical Characteristics and Curves at Ta= 25°C

| Part Number      | Emitted Color | Lens Color | Luminous Intensity |            | Forward Voltage |          | Viewing Angle (degrees) | Peak Wavelength (nm) |
|------------------|---------------|------------|--------------------|------------|-----------------|----------|-------------------------|----------------------|
|                  |               |            | Min. (mcd)         | Typ. (mcd) | Typ. (V)        | Max. (V) |                         |                      |
| CMD95-21VYC/TR7  | Yellow        | Clear      | 16.0               | 25.0       | 2.0             | 2.8      | 25                      | 585                  |
| CMD95-21VRC/TR7  | Red           | Clear      | 16.0               | 25.0       | 2.0             | 2.8      | 25                      | 640                  |
| CMD95-21SRC/TR7  | Red           | Clear      | 60.0               | 100.0      | 1.7             | 2.4      | 25                      | 660                  |
| CMD95-21VGC/TR10 | Green         | Clear      | 11.5               | 19.5       | 2.1             | 2.8      | 25                      | 570                  |
| CMD95-21VYC/TR10 | Yellow        | Clear      | 16.0               | 25.0       | 2.0             | 2.8      | 25                      | 585                  |
| CMD95-21VRC/TR10 | Red           | Clear      | 16.0               | 25.0       | 2.0             | 2.8      | 25                      | 640                  |
| CMD95-21SRC/TR10 | Red           | Clear      | 60.0               | 100.0      | 1.7             | 2.4      | 25                      | 660                  |

### Absolute Maximum Ratings at Ta= 25°C

| Units   |   | Green       | Yellow      | Red         |
|---------|---|-------------|-------------|-------------|
| mW      | Power Dissipation                           | 105         | 105         | 100         |
| °C      | Storage                                     | -40 to +100 | -40 to +100 | -40 to +100 |
| °C      | Operating Temperature                       | -40 to +85  | -40 to +85  | -40 to +85  |
| mA      | Peak Forward Current (1µs @ 10% duty cycle) | 150         | 150         | 150         |
| V       | Reverse Voltage (IR=100µA)                  | 5.0         | 5.0         | 5.0         |
| Seconds | Lead Solder Time @ 260°C                    | 5           | 5           | 5           |
| mA      | Forward Current                             | 25          | 30          | 30          |

## Compliances and Approvals

