

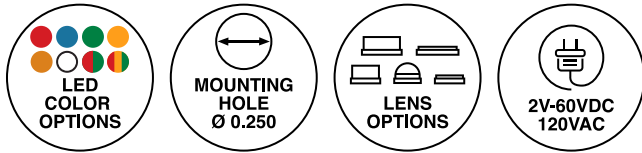
# 40 Series

## Ø .250" (6.35mm)

### LED Panel Mount Indicator



Built-in long life LED, offer superior construction and longer life flush or raised LED indicator with fresnel lens, single, bi-color and tri-color options, LED voltage 2VDC - 120VAC.



#### Key Features

- Mounting hole size: .250" (6.35mm)
- Lens type options: hi-hat, flush, hi-dome, wide hi-hat, and wide flush all featured with fresnel pattern lens which provides excellent light focus and assures maximum light output
- Lens color options: red, amber, yellow, green, blue, water clear, and smoke
- Voltage options: 2-60 VDC or 120VAC
- Terminals: bi-pin, straight leads, and wire leads (6" wire leads, 24 AWG)
- Wire leads: 6.0" total length (nominal) / .50" stripped (nominal), red anode/black cathode, 24 AWG TPB UL1061 insulation
- T-1 3/4 (5mm) LED
- LED single color options: red, amber, green, orange, blue, and white
- Bi-color option: red/green
- Tri-color option: red/amber/green
- Mounts with spring retainer and washer (included)
- The C option specifies a pin length of .20"
- Offered with black bezel that enhances the LED contrast
- Available with a variety of LEDs including AlInGaP and InGaN technology for high brightness applications, single color, bi-color and with integrated resistors
- Low power consumption - uses up to 90% less energy than an incandescent indicator
- Suitable for high vibration applications
- LEDs operate significantly cooler than traditional lamps
- For custom cable length, connectors or colors contact VCC
- Compliant with RoHS and REACH

## Ordering Data

### 41 (Hi-Hat Lens)



Example:

#### 41-NKG12H-CGO

41 Series Hi-Hat Lens, Green LED,  
Clear Green Lens, 12V with Straight Leads

### 41W (Hi-Hat Lens)



Example:

#### 41W-NKA12H-CAO

41 Series Hi-Hat Lens, Amber LED,  
Clear Amber Lens, 12V with Wire Leads

Part Number	Color	$\lambda_{pk}$ (nm)	Iv (mcd)	Viewing Angle	Lens Color	Lens Diffusion	Terminals	Voltage/Current	
								Design Vf/If	Max Vf/If
41-NKA120-CAO	Amber	592	3600	15	Amber	Clear	Straight Leads	120VAC/3.5mA	130VAC/4mA
41-NKG120-CGO	Green	520	10000	15	Green	Clear	Straight Leads	120VAC/3.5mA	130VAC/4mA
41-NKR120-CRO	Red	634	3600	15	Red	Clear	Straight Leads	120VAC/3.5mA	130VAC/4mA
41-NWR120-CWO	Red	634	2800	30	Clear	Clear	Straight Leads	120VAC/3.5mA	130VAC/4mA

41-LRG28H-NWO	Red/Green	660/565	90/40	60	Clear	Diffused	Straight Leads	28V/16.5mA	30V/18mA
41-NKA28H-CAO	Amber	592	3600	15	Amber	Clear	Straight Leads	28V/16.5mA	30V/18mA
41-NKG28H-CGO	Green	520	10000	15	Green	Clear	Straight Leads	28V/15mA	30V/17mA
41-NKR28H-CRO	Red	634	3600	15	Red	Clear	Straight Leads	28V/16.5mA	30V/18mA

41-NKA12H-CAO	Amber	592	3600	15	Amber	Clear	Straight Leads	12V/20mA	14V/25mA
41-NKG12H-CGO	Green	520	10000	15	Green	Clear	Straight Leads	12V/15mA	14V/20mA
41-NKR12H-CRO	Red	634	3600	15	Red	Clear	Straight Leads	12V/20mA	14V/25mA

41-NWB5H-NWO	Blue	465	700	45	Clear	Diffused	Straight Leads	5V/15mA	5.5V/23mA
--------------	------	-----	-----	----	-------	----------	----------------	---------	-----------

Part Number	Color	$\lambda_{pk}$ (nm)	Iv (mcd)	Viewing Angle	Lens Color	Lens Diffusion	Terminals	Voltage/Current	
								Design Vf/If	Max Vf/If

41W-NKA120-CAO	Amber	592	3600	15	Amber	Clear	Wire Leads	120VAC/3.5mA	130VAC/4mA
41W-NKG120-CGO	Green	520	10000	15	Green	Clear	Wire Leads	120VAC/3.5mA	130VAC/4mA
41W-NKR120-CRO	Red	634	3600	15	Red	Clear	Wire Leads	120VAC/3.5mA	130VAC/4mA

41W-NWL48H-CWO	White	-	1800	50	Clear	Clear	Wire Leads	48V/9.5mA	50V/10mA
----------------	-------	---	------	----	-------	-------	------------	-----------	----------

41W-NKA28H-CAO	Amber	592	3600	15	Amber	Clear	Wire Leads	28V/16.5mA	30V/18mA
41W-NKG28H-CGO	Green	520	10000	15	Green	Clear	Wire Leads	28V/15mA	30V/17mA
41W-NKR28H-CRO	Red	634	3600	15	Red	Clear	Wire Leads	28V/16.5mA	30V/18mA

41W-NKA12H-CAO	Amber	592	3600	15	Amber	Clear	Wire Leads	12V/20mA	14V/25mA
41W-NKA12H-CWO	Amber	592	3600	15	Clear	Clear	Wire Leads	12V/20mA	14V/25mA
41W-NKG12H-CGO	Green	520	10000	15	Green	Clear	Wire Leads	12V/15mA	14V/20mA
41W-NKR12H-CRO	Red	634	3600	15	Red	Clear	Wire Leads	12V/20mA	14V/25mA

## Ordering Data

Part Number	Color	$\lambda_{pk}$ (nm)	Iv (mcd)	Viewing Angle	Lens Color	Lens Diffusion	Terminals	Voltage/Current	
								Design Vf/If	Max Vf/If
41W-BA2-SO	Amber	583	16	60	Smoke	-	Wire Leads	2V	-
41W-BG2-SO	Green	565	10	60	Smoke	-	Wire Leads	2V	-
41W-BR2-SO	Red	635	14	60	Smoke	-	Wire Leads	2V	-

### C41 (41 Series with pin length of .20")



Example:

#### **C41-BG24H-CGO**

41 Series Hi-Hat Lens, Green LED,  
Clear Green Lens, 24V

Part Number	Color	$\lambda_{pk}$ (nm)	Iv (mcd)	Viewing Angle	Lens Color	Lens Diffusion	Terminals	Voltage/Current	
								Design Vf/If	Max Vf/If
C41-BG24H-CGO	Green	565	10	60	Green	Clear	Bi-Pin	24V/17mA	26V/20mA

## Ordering Data

### 44 (Flush Lens)



Example:

#### 44-NKA28H-CAO

44 Series Flush Lens, Amber LED,  
Clear Amber Lens, 28V with Straight Leads

### 44W (Flush Lens)



Example:

#### 44W-NKG120-CGO

44 Series Flush Lens, Green LED,  
Clear Green Lens, 120V with Wire Leads

Part Number	Color	$\lambda_{pk}$ (nm)	Iv (mcd)	Viewing Angle	Lens Color	Lens Diffusion	Terminals	Voltage/Current	
								Design Vf/If	Max Vf/If
44-NKA120-CAO	Amber	592	3600	15	Amber	Clear	Straight Leads	120VAC/3.5mA	130VAC/4mA
44-NKG120-CGO	Green	520	10000	15	Green	Clear	Straight Leads	120VAC/3.5mA	130VAC/4mA
44-NKR120-CRO	Red	634	3600	15	Red	Clear	Straight Leads	120VAC/3.5mA	130VAC/4mA
44-NKA28H-CAO	Amber	592	3600	15	Amber	Clear	Straight Leads	28V/16.5mA	30V/18mA
44-NKG28H-CGO	Green	520	10000	15	Green	Clear	Straight Leads	28V/15mA	30V/17mA
44-NKR28H-CRO	Red	634	3600	15	Red	Clear	Straight Leads	28V/16.5mA	30V/18mA
44-LRG12H-CWO	Red/Green	660/565	90/40	60	Clear	Clear	Straight Leads	12V/20mA	14V/25mA
44-RAG12H-CWO	Red/Amb/Grn	630/565	6/6/6	60	Clear	Clear	Straight Leads	12V/20mA	14V/25mA
44-NKA12H-CAO	Amber	592	3600	15	Amber	Clear	Straight Leads	12V/20mA	14V/25mA
44-NKG12H-CGO	Green	520	10000	15	Green	Clear	Straight Leads	12V/15mA	14V/20mA
44-NKR12H-CRO	Red	634	3600	15	Red	Clear	Straight Leads	12V/20mA	14V/25mA
44-BA2-NAO	Amber	583	16	60	Amber	Diffused	Straight Leads	2V	-
44-BCA2-NAO	Amber	583	100	35	Amber	Diffused	Straight Leads	2V	-
44-BG2-NGO	Green	565	10	60	Green	Diffused	Straight Leads	2V	-

Part Number	Color	$\lambda_{pk}$ (nm)	Iv (mcd)	Viewing Angle	Lens Color	Lens Diffusion	Terminals	Voltage/Current	
								Design Vf/If	Max Vf/If
44W-NKA120-CAO	Amber	592	3600	15	Amber	Clear	Wire Leads	120VAC/3.5mA	130VAC/4mA
44W-NKG120-CGO	Green	520	10000	15	Green	Clear	Wire Leads	120VAC/3.5mA	130VAC/4mA
44W-NKR120-CRO	Red	634	3600	15	Red	Clear	Wire Leads	120VAC/3.5mA	130VAC/4mA
44W-NKA28H-CAO	Amber	592	3600	15	Amber	Clear	Wire Leads	28V/16.5mA	30V/18mA
44W-NKG28H-CGO	Green	520	10000	15	Green	Clear	Wire Leads	28V/15mA	30V/17mA
44W-NKR28H-CRO	Red	634	3600	15	Red	Clear	Wire Leads	28V/16.5mA	30V/18mA

## Ordering Data

Part Number	Color	$\lambda_{pk}$ (nm)	Iv (mcd)	Viewing Angle	Lens Color	Lens Diffusion	Terminals	Voltage/Current	
								Design Vf/If	Max Vf/If
44W-LRG12H-CWO	Red/Green	660/565	90/40	60	Clear	Clear	Wire Leads	12V/20mA	14V/25mA
44W-RAG12H-CWO	Red/Amb/Grn	630/565	6/6/6	60	Clear	Clear	Wire Leads	12V/20mA	14V/25mA
44W-NKA12H-CAO	Amber	592	3600	15	Amber	Clear	Wire Leads	12V/20mA	14V/25mA
44W-NKG12H-CGO	Green	520	10000	15	Green	Clear	Wire Leads	12V/15mA	14V/20mA
44W-NKR12H-CRO	Red	634	3600	15	Red	Clear	Wire Leads	12V/20mA	14V/25mA

### C44 (44 Series with pin length of .20" )



Example:

#### C44-BA24H-NAO

44 Series Flush Lens, Amber LED,  
Diffused Amber Lens, 24V

Part Number	Color	$\lambda_{pk}$ (nm)	Iv (mcd)	Viewing Angle	Lens Color	Lens Diffusion	Terminals	Voltage/Current	
								Design Vf/If	Max Vf/If
C44-BA24H-NAO	Amber	583	16	60	Amber	Diffused	Bi-Pin	24V/17mA	26V/20mA
C44-BG24H-NGO	Green	565	10	60	Green	Diffused	Bi-Pin	24V/17mA	26V/20mA
C44-BR5H-NRO	Red	635	14	60	Red	Diffused	Bi-Pin	5V/22mA	5.5V/28mA

### 464 (Wide Flush Lens)



Example:

#### 464W-BCG2-NGO-R-

464 Series Wide Flush Lens, Green LED,  
Diffused Green Lens, 2V with Wire Leads

Part Number	Color	$\lambda_{pk}$ (nm)	Iv (mcd)	Viewing Angle	Lens Color	Lens Diffusion	Terminals	Voltage/Current	
								Design Vf/If	Max Vf/If
464W-NWO60H-NAO-R-	Orange	605	2000	30	Amber	Diffused	Wire Leads	60V/9mA	65V/10mA
464W-NKR5H-CRO	Red	634	3600	15	Red	Clear	Wire Leads	5V/22mA	5.5V/28mA
464W-BCA2-NYO-R-	Amber	583	100	35	Yellow	Diffused	Wire Leads	2V	-
464W-BCG2-NGO-R-	Green	565	80	24	Green	Diffused	Wire Leads	2V	-

## Ordering Data

### 461 (Wide Hi-Hat Lens)



Example:

#### 461-BR24H-CRO

461 Series Wide High-Hat Lens, Red LED,  
Clear Red Lens, 24V with Straight Leads

Part Number	Color	$\lambda_{pk}$ (nm)	Iv (mcd)	Viewing Angle	Lens Color	Lens Diffusion	Terminals	Voltage/Current	
								Design Vf/If	Max Vf/If
461-BA24H-CAO	Amber	583	16	60	Amber	Clear	Straight Leads	24V/17mA	26V/20mA
461-BA24H-CYO-R-	Amber	583	16	60	Yellow	Clear	Straight Leads	24V/17mA	26V/20mA
461-BA24H-SO	Amber	583	16	60	Smoke	-	Straight Leads	24V/17mA	26V/20mA
461-BG24H-CGO	Green	565	10	60	Green	Clear	Straight Leads	24V/17mA	26V/20mA
461-BG24H-SO	Green	565	10	60	Smoke	-	Straight Leads	24V/17mA	26V/20mA
461-BR24H-CRO	Red	635	14	60	Red	Clear	Straight Leads	24V/17mA	26V/20mA
461-BR24H-SO	Red	635	14	60	Smoke	-	Straight Leads	24V/17mA	26V/20mA
461-BA5H-CYO-R-	Amber	583	16	60	Yellow	Clear	Straight Leads	5V/22mA	5.5V/28mA
461-BA2-NAO	Amber	583	16	60	Amber	Diffused	Straight Leads	2V	-
461-BG2-NGO	Green	565	10	60	Green	Diffused	Straight Leads	2V	-
461-BR2-NRO	Red	635	14	60	Red	Diffused	Straight Leads	2V	-

### C46 (Hi-Dome Lens with pin length of .20" )



Example:

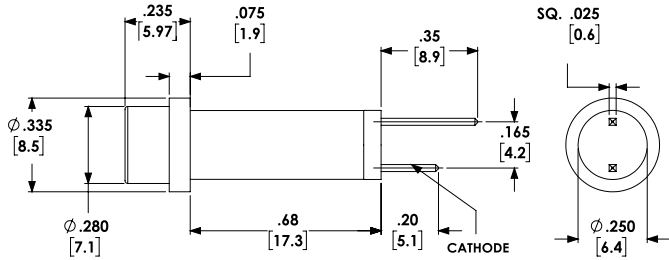
#### C46-BG5H-CGO

46 Series Hi-Dome Lens, Green LED,  
Clear Green Lens, 5V

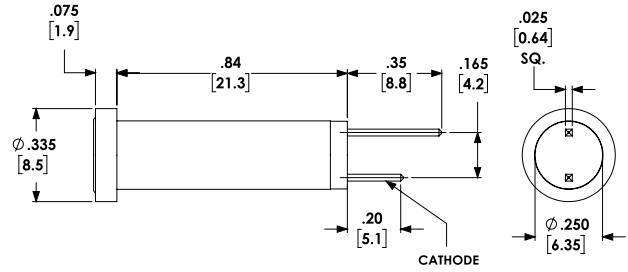
Part Number	Color	$\lambda_{pk}$ (nm)	Iv (mcd)	Viewing Angle	Lens Color	Lens Diffusion	Terminals	Voltage/Current	
								Design Vf/If	Max Vf/If
C46-RAG24H-CWO	Red/Amb/Grn	630/565	6/6/6	60	Clear	Clear	Bi-Pin	24V/17mA	26V/20mA
C46-BA5H-CWO	Amber	583	16	60	Clear	Clear	Bi-Pin	5V/22mA	5.5V/28mA
C46-BG5H-CGO	Green	565	10	60	Green	Clear	Bi-Pin	5V/22mA	5.5V/28mA
C46-BR5H-CWO	Red	635	14	60	Clear	Clear	Bi-Pin	5V/22mA	5.5V/28mA

# Product Dimensions

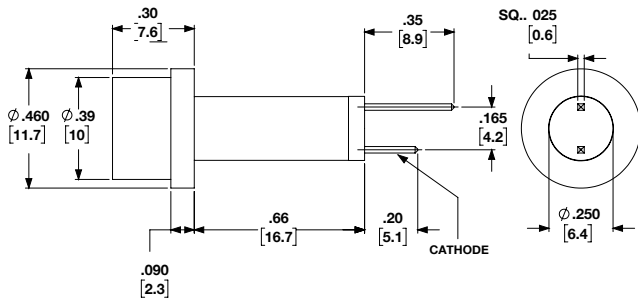
## 41 (Hi-Hat Lens)



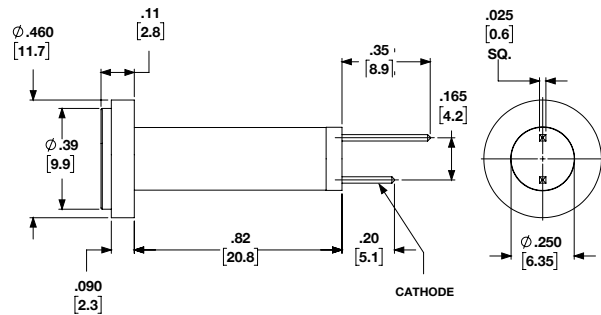
## 44 (Flush Lens)



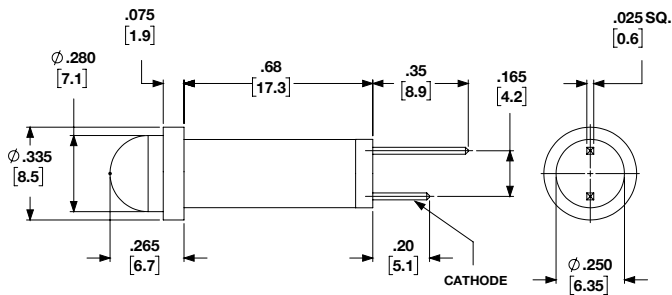
## 461 (Wide Hi-Hat Lens)



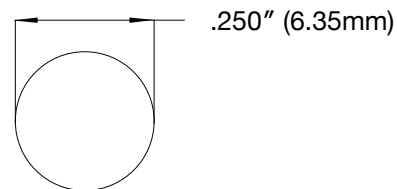
## 464 (Wide Flush Lens)



## 46 (Hi-Dome Lens)



## Recommended Mounting Hole

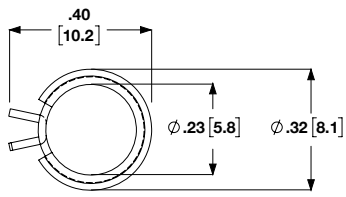


### Notes:

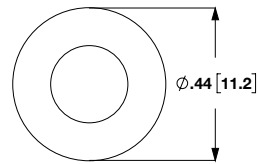
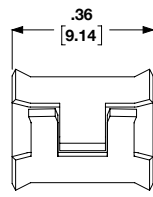
1. All dimensions are in inches [millimeters]
2. Tolerance is  $\pm 0.25''$  unless otherwise noted.
3. The specifications, characteristics and technical data described in the datasheet are subject to change without prior notice.

## Product Dimensions

### TC4 & NW4 (Mounting Hardware)



TC4



NW4

#### Notes:

1. All dimensions are in inches [millimeters]
2. Tolerance is  $\pm 0.25''$  unless otherwise noted.
3. The specifications, characteristics and technical data described in the datasheet are subject to change without prior notice.

## Compliances and Approvals

