



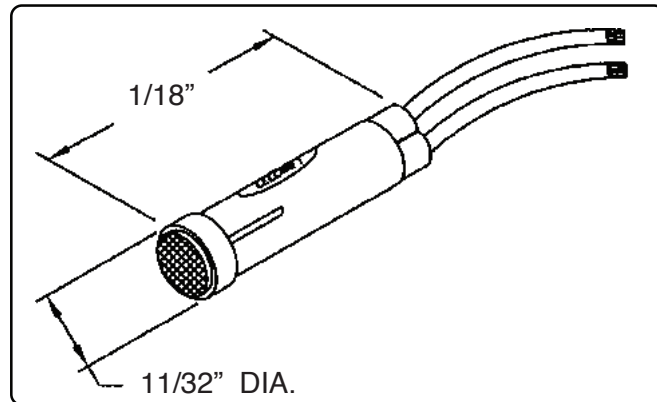
41 and L41 Series Panel Mount Indicator Pressfit for 5/16" Dia. Mounting Hole



Neon, Incandescent and LED Indicator Panel Mount Indicator
cURus approval. UL File E20356.

Overview

The 41 Series indicators feature a Wide variety of lens colors, voltage options and bezel variations. Indicators are designed Without any built-in resistors for Neon Applications. An external resistor of 120K Ohm, 1/3Watt, 5% tolerance, is required for 220 Volt applications; 30K Ohm, 1/3 Watt, 5% tolerance, is required for 125 Volt applications. External Resistor not included. Indicator mount into a 5/6", (7.93mm) mounting hole with a recommended panel thickness of 0.020" minimum. A speed nut, part number **8700091652**, is supplied. **Note: units with internal resistor are available for those customers requiring indicator lights with built-in resistor-contact the factory for information.**



Specifications

Housing: White nylon. A black housing is available.

Lens: polycarbonate.

Bezel: aluminum. A black anodized bezel is available.

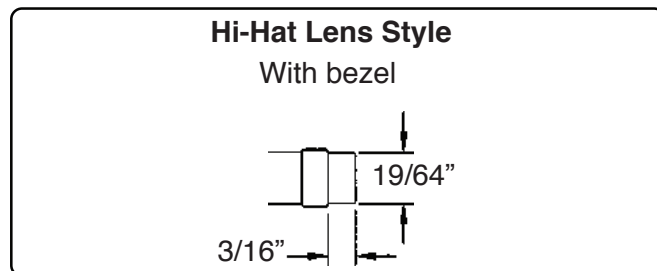
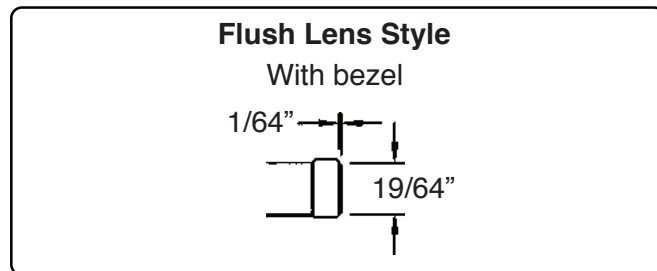
Incandescent AC or DC voltage options: 6, 10, 14 and 28 volts.

Neon AC or DC voltage options: 125 and 250 volts.
Note: high brightness green and blue neon lamps supplied in green and blue neon applications.

Led DC voltage options: 2, 6, 12, 24 volts.

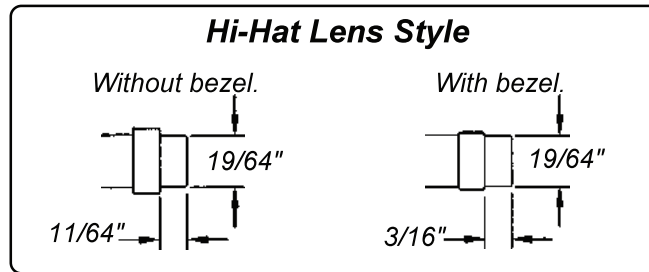
Led AC voltage options: 125 and 250 volts. 250VAC part number combinations are not available on this data sheet. If you are interested in obtaining a quote, please contact your local VCC representative.

Two 6" wire leads: #20 AWG, black, bare copper, PVC insulated, UL/CSA rated 105 °C, 600 V, UL style 1015, stripped 1/2". For DC LED units, wire leads are color-coded red and black; the red wire lead denotes the anode (+) while a black wire lead identifies the cathode (-). For AC LED units, wire leads are white. Custom wire lengths, stripping, termination and wire type are available.



Ordering Data

41 SERIES Optional Aluminum Bezel Neon or Incandescent 6 to 250 Design Volts



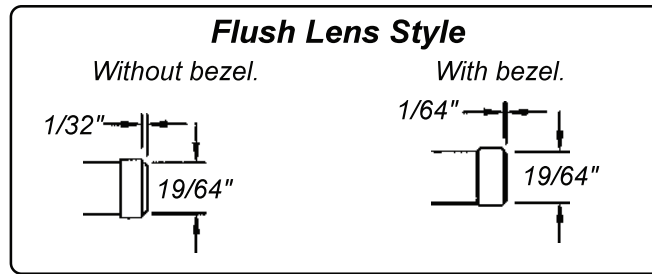
Part Number Without Bezel	Part Number With Aluminum Bezel	Lens Color	Lamp Type	Design Volts	Design Watts or Amps	Life (hrs)
41N-2111	41EN-2111	Red	Neon	250 MAX	1/3W	25,000
41NG1-2111	41ENG1-2111	Red	Incandescent	6	.20A	5,000
41NG3-2111	41ENG3-2111	Red	Incandescent	14	.10A	10,000
41NG18-2111	41ENG18-2111	Red	Incandescent	28	.04A	7,000
41N-2112	41EN-2112	Green	Neon	250 MAX	1/3W	25,000
41NG1-2112	41ENG1-2112	Green	Incandescent	6	.20A	5,000
41NG3-2112	41ENG3-2112	Green	Incandescent	14	.10A	10,000
41NG18-2112	41ENG18-2112	Green	Incandescent	28	.04A	7,000
41N-2113	41EN-2113	Amber	Neon	250 MAX	1/3W	25,000
41NG1-2113	41ENG1-2113	Amber	Incandescent	6	.20A	5,000
41NG3-2113	41ENG3-2113	Amber	Incandescent	14	.10A	10,000
41NG18-2113	41ENG18-2113	Amber	Incandescent	28	.04A	7,000
41N-2114	41EN-2114	Blue	Neon	250 MAX	1/3W	25,000
41NG1-2114	41ENG1-2114	Blue	Incandescent	6	.20A	5,000
41NG3-2114	41ENG3-2114	Blue	Incandescent	14	.10A	10,000
41NG18-2114	41ENG18-2114	Blue	Incandescent	28	.04A	7,000
41N-2115	41EN-2115	White	Neon	250 MAX	1/3W	25,000
41NG1-2115	41ENG1-2115	White	Incandescent	6	.20A	5,000
41NG3-2115	41ENG3-2115	White	Incandescent	14	.10A	10,000
41NG18-2115	41ENG18-2115	White	Incandescent	28	.04A	7,000
41N-2117	41EN-2117	Clear	Neon	250 MAX	1/3W	25,000
41NG1-2117	41ENG1-2117	Clear	Incandescent	6	.20A	5,000
41NG3-2117	41ENG3-2117	Clear	Incandescent	14	.10A	10,000
41NG18-2117	41ENG18-2117	Clear	Incandescent	28	.04A	7,000

Note: The 41 Series Indicator is designed without any built-in resistors for Neon Applications. An external resistor of 120K Ohm, 1/3Watt, 5% tolerance, is required for 220 Volt applications; 30K Ohm, 1/3 Watt, 5% tolerance, is required for 125V applications.

Units with internal resistors are available for those applications requiring indicator lights with built-in resistors, contact the factory for information.

Ordering Data

41 SERIES Optional Aluminum Bezel Neon or Incandescent 6 to 250 Design Volts



Part Number Without Bezel	Part Number With Aluminum Bezel	Lens Color	Lamp Type	Design Volts	Design Watts or Amps	Life (hrs)
41N-2311	41EN-2311	Red	Neon	250 MAX	1/3W	25,000
41NG1-2311	41ENG1-2311	Red	Incandescent	6	.20A	5,000
41NG3-2311	41ENG3-2311	Red	Incandescent	14	.10A	10,000
41NG18-2311	41ENG18-2311	Red	Incandescent	28	.04A	7,000
41N-2312	41EN-2312	Green	Neon	250 MAX	1/3W	25,000
41NG1-2312	41ENG1-2312	Green	Incandescent	6	.20A	5,000
41NG3-2312	41ENG3-2312	Green	Incandescent	14	.10A	10,000
41NG18-2312	41ENG18-2312	Green	Incandescent	28	.04A	7,000
41N-2313	41EN-2313	Amber	Neon	250 MAX	1/3W	25,000
41NG1-2313	41ENG1-2313	Amber	Incandescent	6	.20A	5,000
41NG3-2313	41ENG3-2313	Amber	Incandescent	14	.10A	10,000
41NG18-2313	41ENG18-2313	Amber	Incandescent	28	.04A	7,000
41N-2314	41EN-2314	Blue	Neon	250 MAX	1/3W	25,000
41NG1-2314	41ENG1-2314	Blue	Incandescent	6	.20A	5,000
41NG3-2314	41ENG3-2314	Blue	Incandescent	14	.10A	10,000
41NG18-2314	41ENG18-2314	Blue	Incandescent	28	.04A	7,000
41N-2315	41EN-2315	White	Neon	250 MAX	1/3W	25,000
41NG1-2315	41ENG1-2315	White	Incandescent	6	.20A	5,000
41NG3-2315	41ENG3-2315	White	Incandescent	14	.10A	10,000
41NG18-2315	41ENG18-2315	White	Incandescent	28	.04A	7,000
41N-2317	41EN-2317	Clear	Neon	250 MAX	1/3W	25,000
41NG1-2317	41ENG1-2317	Clear	Incandescent	6	.20A	5,000
41NG3-2317	41ENG3-2317	Clear	Incandescent	14	.10A	10,000
41NG18-2317	41ENG18-2317	Clear	Incandescent	28	.04A	7,000

Note: The 41 Series Indicator is designed without any built-in resistors for Neon Applications. An external resistor of 120K Ohm, 1/3Watt, 5% tolerance, is required for 220 Volt applications; 30K Ohm, 1/3 Watt, 5% tolerance, is required for 125V applications.

Units with internal resistors are available for those applications requiring indicator lights with built-in resistors, contact the factory for information.

Ordering Data

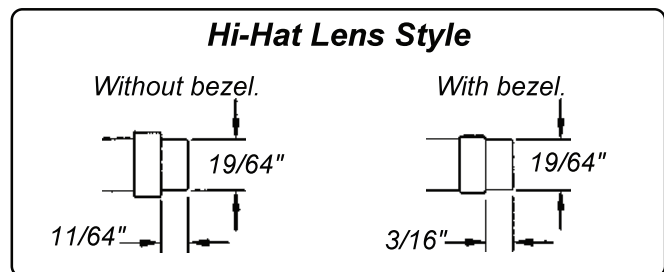
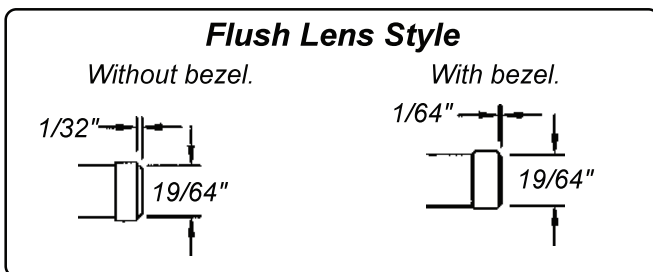
L41 SERIES
LED Indicator Lights
Aluminum Bezel
2 to 125 Design Volts
For 250 Volts please
request a quote



6" Wire Leads
White Housing
Hi-Hat or Flush Lens
Variety of
Lens Colors

Part Number With Hi-hat Lens	Part Number With Flush Lens	Lens Color	DC Design Volts *AC Design Volts
L41EN-A2-2113	L41EN-A2-2313	Amber	2
L41EN-A6-2113	L41EN-A6-2313	Amber	6
L41EN-A12-2113	L41EN-A12-2313	Amber	12
L41EN-A24-2113	L41EN-A24-2313	Amber	24
L41EN-A125-2113	L41EN-A125-2313	Amber	125 *
L41EN-G2-2112	L41EN-G2-2312	Green	2
L41EN-G6-2112	L41EN-G6-2312	Green	6
L41EN-G12-2112	L41EN-G12-2312	Green	12
L41EN-G24-2112	L41EN-G24-2312	Green	24
L41EN-G125-2112	L41EN-G125-2312	Green	125 *
L41EN-R2-2111	L41EN-R2-2311	Red	2
L41EN-R6-2111	L41EN-R6-2311	Red	6
L41EN-R12-2111	L41EN-R12-2311	Red	12
L41EN-R24-2111	L41EN-R24-2311	Red	24
L41EN-R125-2111	L41EN-R125-2311	Red	125 *
L41EN-Y2-2116	L41EN-Y2-2316	Yellow	2
L41EN-Y6-2116	L41EN-Y6-2316	Yellow	6
L41EN-Y12-2116	L41EN-Y12-2316	Yellow	12
L41EN-Y24-2116	L41EN-Y24-2316	Yellow	24
L41EN-Y125-2116	L41EN-Y125-2316	Yellow	125 *

Polarity Determination - Wire Leads: Red wire lead denotes anode (+); black wire lead denotes cathode (-).



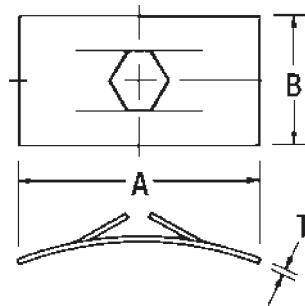
Mounting Hardware

Push-on speed nut, which secures the indicator in place, is supplied.

Part Number [8700091652](#)

Description: Speed Nut 3600-9

- One piece, self-locking, heat-treated, spring-steel fastener that replaces threaded nuts, lockwashers and spanner washers
- Eliminates time-consuming secondary assembly operations.
- Quick and easy to apply, speed nut provides maximum holding power at minimum cost per fastener.
- It does not shake loose from vibration, yet can be easily loosened when desired, without worry about rust-frozen screw threads
- Smaller components where space is premium
- Requires less torque than standard hex-nuts.



Dimensions:

A: .635" [15.88mm]

B: .500" [12.70mm]

T: .050" [1.27mm]

Example:
L41EN-G2-2112
with Speed Nut
included



Compliances and Approvals



ROHS
COMPLIANT

