





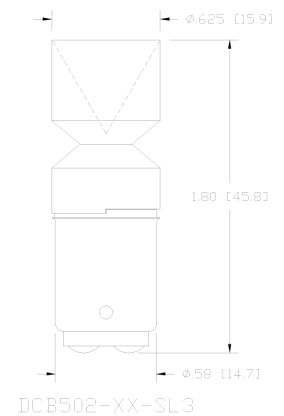
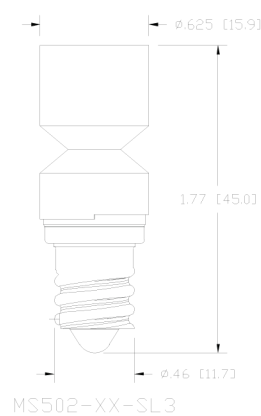
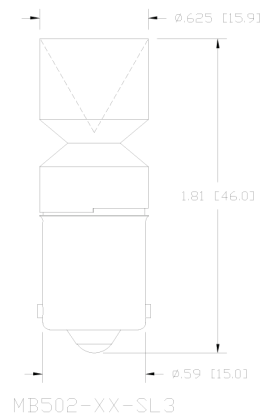
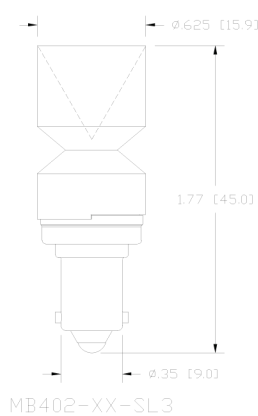




	LED Color	Voltage	Design Current
	Red	12VDC	35-40mA
	Amber	24VDC	18-19mA
	Green	48VDC	15-19mA
	Blue	120VAC	18-21mA
	Cool White		
	Warm White		

- Designed to easily fit in a variety of industrial stack lights
- Immune to false indication due to PLC leakage currents
- Protected from voltage spikes, surges and ESD damage
- 360 degree visibility, even in high ambient lighting conditions

SL3 LAMP WITH 360° REFLECTOR LENS



All dimensions are in inches (mm)

Tolerances: .xx"(.x) ±.025"(.63)/ .xxx"(.xx)±.010"(.25)
Specifications are subject to change without notice.