

382LP Series

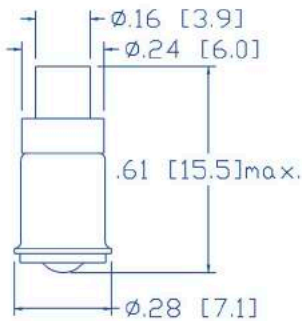
T-1 3/4 Miniature Lamps



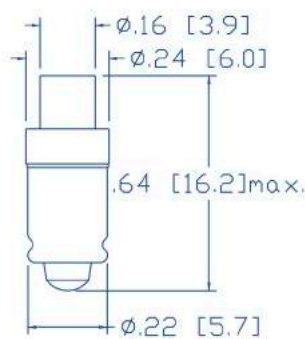
| INCANDESCENT LAMP # | PowerLine® PART # WITH SHUNT RESISTOR | APPLIED VOLTAGE | MAXIMUM VOLTAGE | FIG # |
|---------------------|---------------------------------------|-----------------|-----------------|-------|
| 85 | 85LS-X1 | 28AC/DC | 30 | 3 |
| 86 | 86LS-X1 | 6AC/DC | 7 | 3 |
| 327 | 387LP-X | 28AC/DC | 30 | 1 |
| 330 | 382LP-X | 14AC/DC | 15.5 | 1 |
| 345 | 345LP-X | 6AC/DC | 7 | 1 |
| 350 | 350LP-X | 6AC/DC | 7 | 1 |
| 370 | 370LP-X | 18AC/DC | 20 | 1 |
| 376 | 387LP-X | 28AC/DC | 30 | 1 |
| 382 | 382LP-X | 14AC/DC | 15.5 | 1 |
| 385 | 387LP-X | 28AC/DC | 30 | 1 |
| 386 | 386LP-X | 14AC/DC | 16 | 2 |
| 387 | 387LP-X | 28AC/DC | 30 | 1 |
| 388 | 388LP-X | 28AC/DC | 30 | 2 |
| 394 | 394LP-X | 12AC/DC | 13 | 1 |
| 7341 | 387LP-X | 28AC/DC | 30 | 1 |



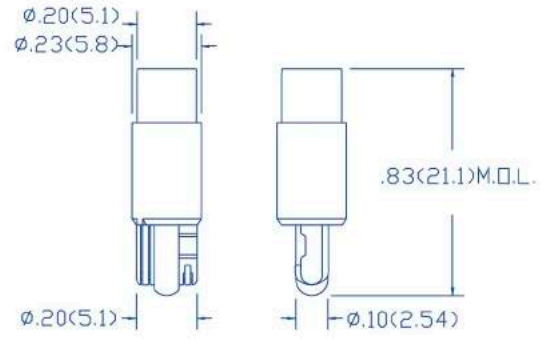
| LED COLOR CODE | EMITTED COLOR | Used to illuminate the following lenses | | | | | | |
|----------------|---------------|---|-------|--------|-------|------|-------|-------|
| | | Red | Amber | Yellow | Green | Blue | White | Clear |
| -R | Red | * | | | | | * | * |
| -A | Amber | | * | * | | | * | * |
| -G | Green | | | | * | | * | * |
| -B | Blue | | | | | * | * | * |
| -W | White | | | | | | * | * |



Flange Base
Figure 1



Groove Base
Figure 2



Wedge Base
Figure 3