

CRM Series

Ø.315" (8mm) Watertight LED Indicator, IP66 and Vandal Resistant



Robust rear mounted LED metal indicator with optional resistor, internally potted-suitable for high vibration and outdoor applications



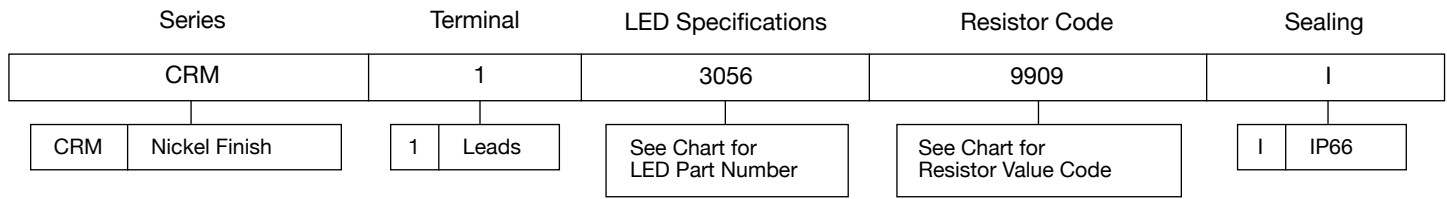
Applications

- Status Indication
- Signaling
- Remote Power Indication
- Maritime, Oil and Gas Industry
- Automation and Control
- Maintenance and Warning Indication
- Safety and Emergency
- Main Power Indication
- Aircraft/Military Instrumentation

Key Features

- For mounting hole diameter: .315" ± .002" (8.00 ± 0.05 mm) D-shaped and round hole
- Panel thickness: .118" ± .006" (3.00 ± 0.15mm)
- Rugged watertight construction, sealed to IP66
- Prominent 5mm (T-1 3/4) LED indicator for increased visibility
- Internally potted-suitable for high vibration applications
- Designed for extreme, harsh and outdoor environments
- IP66 sealed rear mounted LED indicator
- Available in operating voltage of 2V to 60V, 120VAC, and 240VAC
- Optional internal resistor for 5V-60VDC and 5V-240VAC
- Offered with 6" 24 AWG wire leads, red (anode) and black(cathode)
- Mil Spec MIL-W22759/33 wire
- 303 Stainless steel housing material with a nickel-plated metal housing finish
- Available in six single colors: red, yellow, green, orange, blue, and white
- Available in red/green bi-color
- Viewing angle: 15°-60° (dependent on model)
- Mounting hardware provided: hex nut, spacer, and gasket
- Thread size: M6*0.75mm
- Mounting torque: 20 ± 2 in-lb (2.26 ± 0.23 N-mm)
- For custom black matte finish, cable length, connectors or colors contact VCC
- RoHS and REACH Compliant

Ordering Data



Example:

CRM-1-3056-9909-I

CRM Nickel Finish, Wire Leads, Red LED 12 Volt, IP66

LED Specification Chart Electrical and Optical Characteristics (TA = 25°C)

LED Part Numbers	Color	Luminous Intensity (mcd) Typ. @ IF (mA)	VF Typ. @ IF (mA)	Viewing Angle (2θ ^{1/2})	Peak Wavelength (nm)
------------------	-------	---	-------------------	------------------------------------	----------------------

SINGLE COLOR (Not Available for AC Voltages)

3056	Red	400.0	20	1.9	20	30°	660
3055	Yellow	400.0	20	2.0	20	30°	590
3054	Green	300.0	20	3.2	20	30°	520
3060	Orange	600.0	20	2.1	20	30°	610
3057	Blue	640.0	20	3.3	20	20°	468
3061	White	27000.0	20	3.2	20	15°	N/A

BI-COLOR (Not Available for AC Voltages)

0909	Red	697.0	20	1.95	20	60°	650
	Green	198.0	20	2.1	20		574

BI-POLAR (Only Available for AC Voltages)

0001	Red	148.0	20	1.85	20	60°	660
0002	Yellow	130.0	20	1.9	20	60°	590
0003	Green	50.0	20	2.1	20	60°	574

Resistor Chart Operating Specification

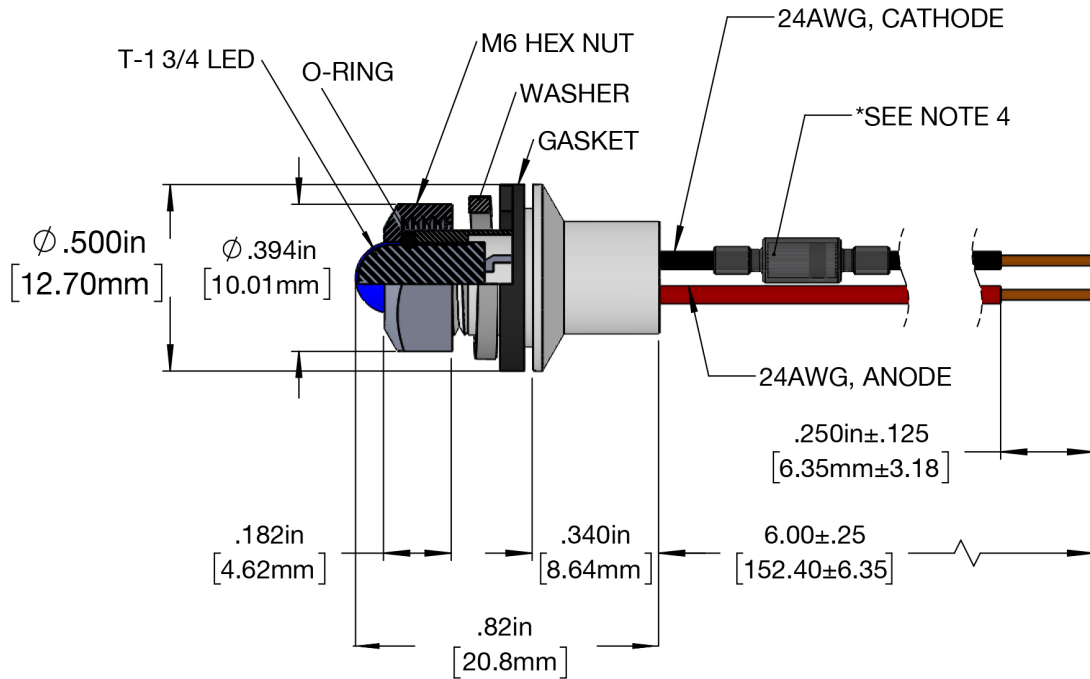
Resistor Value Code	Voltage	Current (mA)	Resistor Value (Ohms) Green, Yellow Red, Bicolor LED	Resistor Value (Ohms) Blue, White LED
---------------------	---------	--------------	--	---------------------------------------

0000	2	20	None	Not Available
9907	5	20	150	
9922	5	20		65
9908	12	20	511	
9909	12	20		357
9910	24	20	1100	
9911	24	20		953
9912	48	9	4870	
9913	48	9		4530
9914	60	7	8250	
9915	60	7		7500
0120	120VAC	7	16500	Contact VCC
0240	240VAC	3.5	66400	Contact VCC

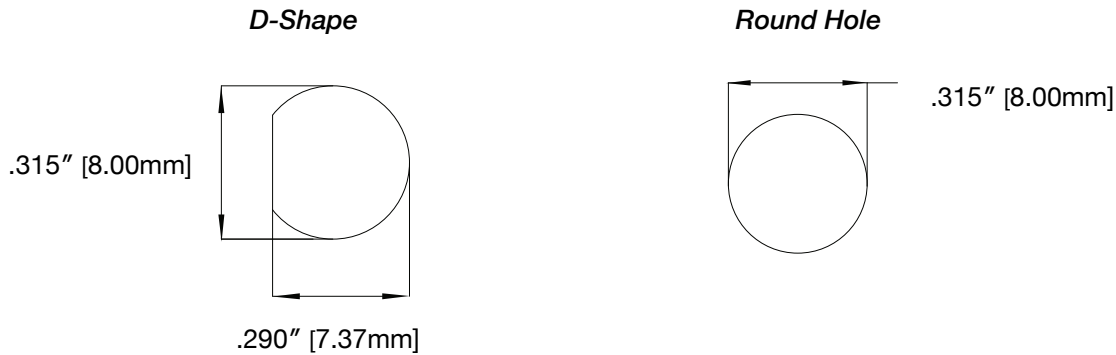
Note: Bi-Color and Single Color are not available in AC voltages

Product Dimensions

CRM Series



Recommended Mounting Hole



Notes:

1. All dimensions are in inches [millimeters]
2. Tolerance is ± 0.002 [0.05] unless otherwise noted.
3. The specifications, characteristics and technical data described in the datasheet are subject to change without prior notice.
4. *AC version has an external diode with heat shrink tube on black wire except with bipolar leds

Product Specifications

Materials	
Housing Material	303 Stainless steel
Housing Finish	Nickel-plated
Wire Leads	24 AWG, 6" length, red anode, black cathode
Washer	Stainless steel
Gasket	Buna
Hex Nut	303 Stainless steel

Installation Specifications	
Mounting Hole	.315" ± .002" (8.00 ± 0.05 mm) D-shaped and round hole
Panel Thickness (max.)	.118" ± .006" (3.00 ± 0.15mm)
Wire Leads	24 AWG UL1061 6.0" (152.4mm) red (anode) and black (cathode), leads stripped .250" (6.35mm)
Wire Leads AC Version	Black (hot) White (neutral) with external diode on black wire
Mounting Torque	20 ± 2 in-lb (2.26 ± 0.23 N-mm)

Electrical Specifications	
Operating Voltage	Refer to table
Operating Current	Refer to table

Temperature Specifications	
Operating Temperature	-40°C to +85°C -40°F to +185°F
Storage Temperature	-40°C to +85°C -40°F to +185°F

Custom Connector

VCC can add crimped connections to your panel mount indicators (PMIs) and combine two final steps into one seamless transaction. We offer a range of connector options, including:



2 Position
Connector



Wire-to-Wire Crimp
Housing



Crimp Housing
Connector



Micro-Fit Connector
- Dual Row



Micro Rectangular
Power Connector

Compliances and Approvals

