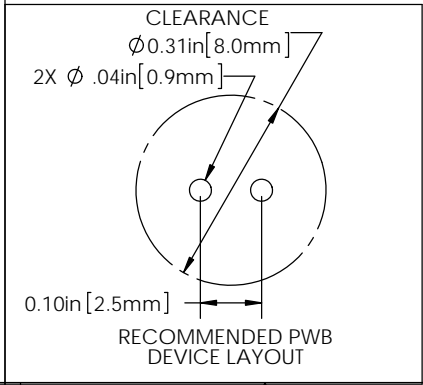
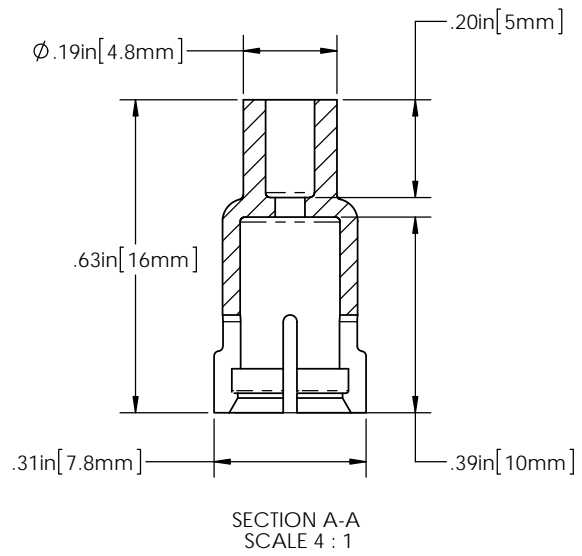
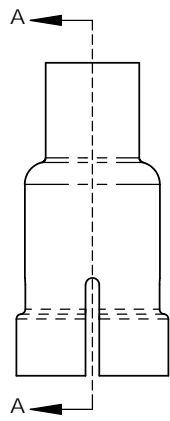
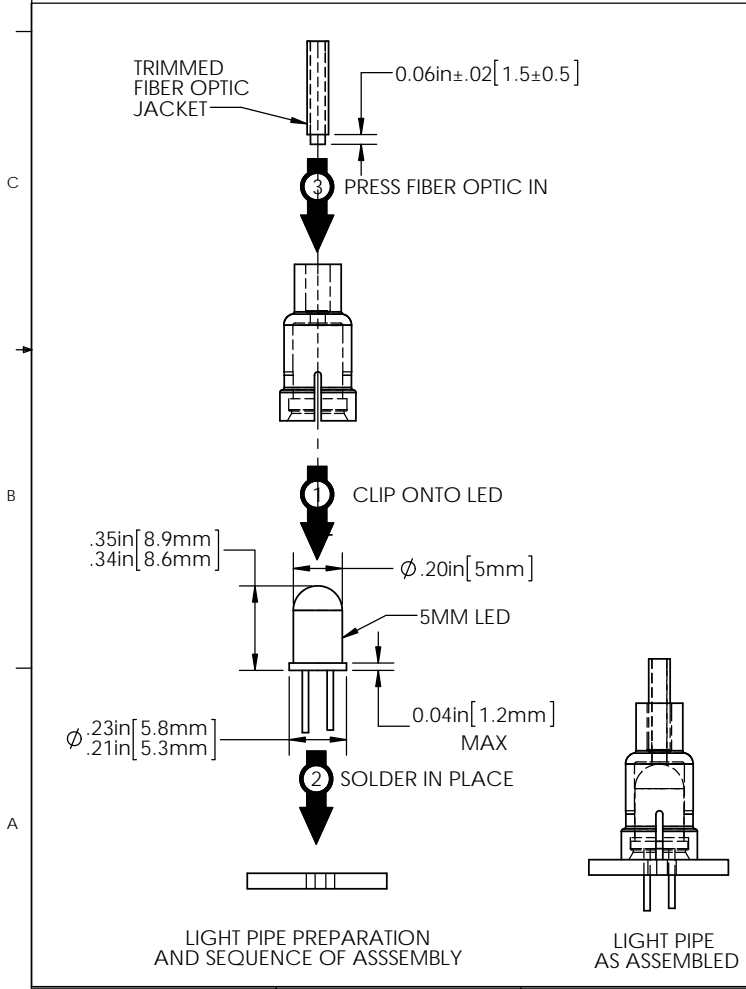
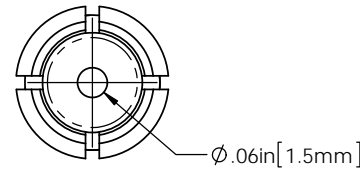


8 7 6 5 4 3 2 1

NOTES

1. ROHS COMPLIANT.
2. UL 94-HB FLAMMABILITY RATING.
3. -40°C TO 85°C OPERATING TEMPERATURE.
4. SUITABLE FOR LIGHT PIPE WITH Ø2.2MM JACKET AND OPTICAL CORE NO GREATER THAN Ø1.5MM.
5. DO NOT WAVE SOLDER WITH THIS DEVICE.
6. FOR BEST RESULTS USE ONLY NARROW VIEWING ANGLE NON-DIFFUSED LEDS WITH OUTPUT POWER GREATER THAN 100mcd.

REVISIONS					
ECN #	REV.	DESCRIPTION	DATE	INITIALS	CHK'D
388	000	INITIAL RELEASE	1/4/12	KH	AZ



DIMENSION STYLE: INCHES (MM) GENERAL TOLERANCES UNLESS OTHERWISE SPECIFIED		APPROVAL	DATE
INCHES	MM	DRAWN	KHOWARD
X	±.010	±.250	1/4/12
XX	±.005	±.127	
XXX	±.001	±.025	
ANGLE ±1/2°		CHECKED	AZANELLI
SURFACE FINISH: √ BREAK ALL EDGES AND SHARP CORNERS		1/10/12	
THIRD ANGLE PROJECTION		MATERIAL	
THE INFORMATION CONTAINED IN THIS DRAWING IS THE SOLE PROPERTY OF VISUAL COMMUNICATIONS COMPANY, INC. ANY REPRODUCTION IN PART OR AS A WHOLE WITHOUT THE WRITTEN PERMISSION OF VISUAL COMMUNICATIONS COMPANY, INC IS PROHIBITED.		NYLON 6/6, BLACK UL 94-HB	
FINISH		SEE NOTES	
DO NOT SCALE DRAWING		TITLE:	

VCC OPTOELECTRONICS
190 BOSSTICK BLVD, SUITE 101 SAN MARCOS, CA 92069 U.S.A.
PHONE: (760) 560-1300, FAX: (760) 560-1301 EMAIL: vccsales@vcc3ite.com

TITLE:
MOUNT, 5mm THROUGH-HOLE LED

SIZE	DWG. NO.	REV
B	THR 5 22	000

SCALE: 5:1 SHEET 1 OF 1

8 7 6 5 4 3 2 1